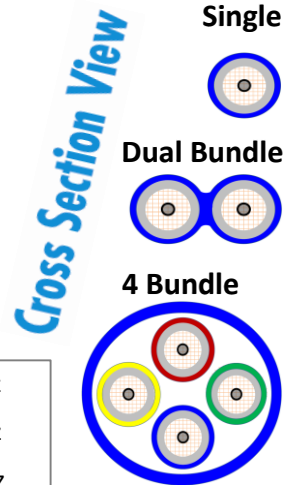
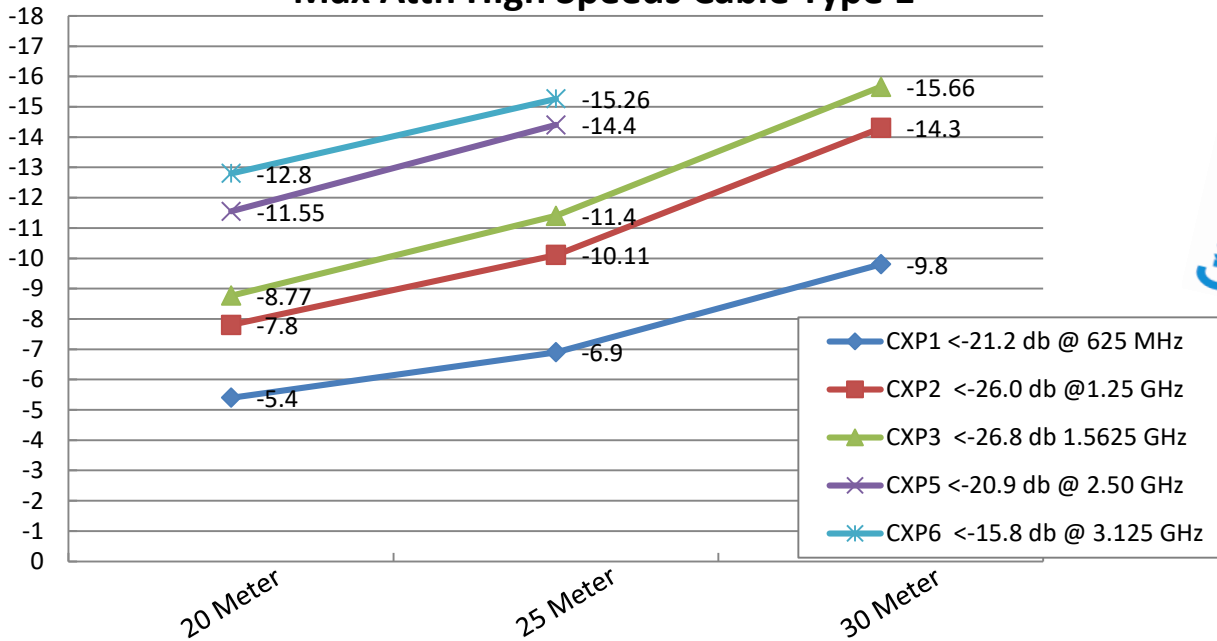




**TABLE 1**

CABLE TYPE	COAX DESCRIPTION	FLEX RATING	NOMINAL O.D. mm / In	CXP-1 1.25 GB/s	CXP-3 3.125 GB/s	CXP-6 6.25 GB/s	CXP-12 12 GB/s
1	Miniature	STATIC	See Table 3	45 METERS	35 METERS	20 METERS	N/A
2	RG59	HIGH FLEX	6.15 / .242	45 METERS	35 METERS	20 METERS	N/A
3	RG6 Quad Shield	STATIC	6.9 / .272	100 METERS	65 METERS	50 METERS	N/A
4	Mini-RG59	STATIC	4.04 / .159	N/A	N/A	N/A	16 METERS
5	RG59	STATIC	5.92 / .233	N/A	N/A	N/A	25 METERS
6	RG6 PVC	STATIC	6.96 / .274	N/A	N/A	N/A	30 METERS

**FIG 1 Max Attn High Speeds Cable Type 1**



**TABLE 2**


		CXP Speed	CXP Standard
Attenuation {dB}	LOW-SPEED	30 [MHz.]	< 4.7
	CXP-1	0.625 [GHz]	< 21.2
	CXP-2	1.25 [GHz]	<26.0
	CXP-3	1.5625 [GHz]	<26.8
	CXP-5	2.5 [GHz]	<20.9
	CXP-6	3.125 [GHz]	<15.8
	CXP-12	6.25 [GHz]	
Return Loss {dB}		0-500 MHz	> 20
		500 MHz - 3.2 GHz	>15
Resistance Ω		Center & Shield	Total Resistance Less Than: 4.98Ω
Characteristic Impedance 75 Ω: ± 4 Ω			




**TABLE 3**

Cable Type	Coax Cable Description	Bandwidth GHz.	Flex Rating	Outer Jacket	RoHS Compliant	Nominal O.D. mm / In.	Bend Radius mm / In.
1	Miniature (Single)	4.5	STATIC	PVC	Yes	4.03 / .159	38.1 / 1.5
	Miniature (Dual Bundle)	4.5		PVC	Yes	4.06 x 8.25 mm .160 x .325 In	38.1 / 1.5
	Miniature (4 Bundled)	4.5		TPE	Yes	13.63 / .537	139.7 / 5.5
2	RG 59	4.5	HIGH FLEX	Matte PVC	Yes	6.14 / .242	60.96 / 2.4
3	RG6 Quad Shield	4.5	STATIC	PVC	Yes	7.56 / .298	76.2 / 3.0
4	Mini-RG59	12.0	STATIC	Matte PVC	Yes	4.03 / .159	40.6 / 1.6
5	RG59	12.0	STATIC	PVC	Yes	5.91 / .233	63.5 / 2.5
6	RG6 PVC	12.0	STATIC	PVC	Yes	6.95 / .274	69.85 / 2.75

**Available Connector Types**



**Molded DIN Profiles**



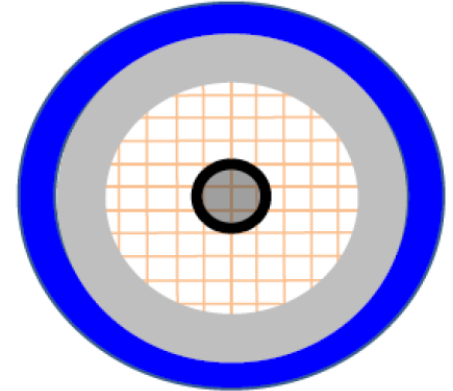


## Cable Type: 1

### 4.5GHz 3G/SDI Miniature 23AWG Riser Rated Coaxial Cable

#### Material

CENTER CONDUCTOR	23 AWG Solid BC .023" OD
DIELECTRIC	Gas-Injected Foam PE .100" OD
SHIELD	100% Aluminum Foil 95% TC Braid
JACKET	Low Pressure, Easy Strip PVC or TPE



#### Characteristics

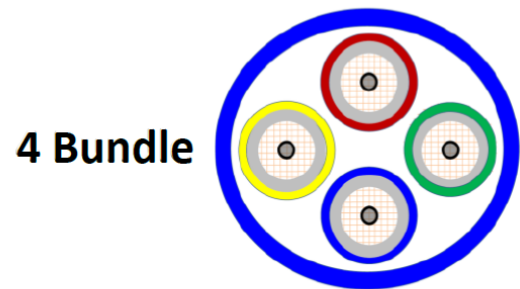
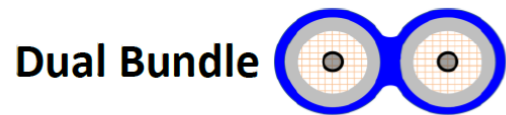
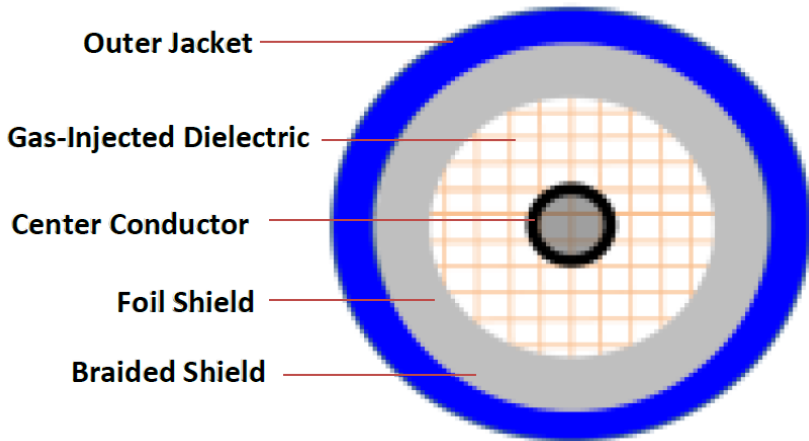
Impedance	Return Loss	DC Resistance	Capacitance	Vel. Of Prop.	Pulling Tension	Operating Temperature
75Ω (+/-2)	>23 db (1MHZ - 1.5GHz) >21 db (1.5GHz - 4.5GHz)	Conductor: 20Ω Shield: 7.6Ω/Mft	16.4 pF/ft	83%	35 lbs max.	-30°C to 75°C

Coax Cable Description	Bandwidth GHz.	Flex Rating	Outer Jacket	RoHS Compliant	Nominal O.D. mm / In.	Bend Radius mm / In.
<b>Miniature</b> <i>(Single)</i>	4.5	STATIC	PVC	Yes	4.03 / .159	38.1 / 1.5
<b>Miniature</b> <i>(Dual Bundle)</i>	4.5		PVC	Yes	4.06 x 8.25 mm .160 x .325 In	38.1 / 1.5
<b>Miniature</b> <i>(4 Bundled)</i>	4.5		TPE	Yes	13.63 / .537	139.7 / 5.5



## Cable Type: 1

## Cross Section View



For more information please contact:

**BOCK OPTRONICS INC.**  
14 Steinway Blvd., Unit 7  
Toronto, Ontario M9W 6M6

Tel: (416) 674-2804  
[sales@bockoptronics.ca](mailto:sales@bockoptronics.ca)  
[www.bockoptronics.ca](http://www.bockoptronics.ca)

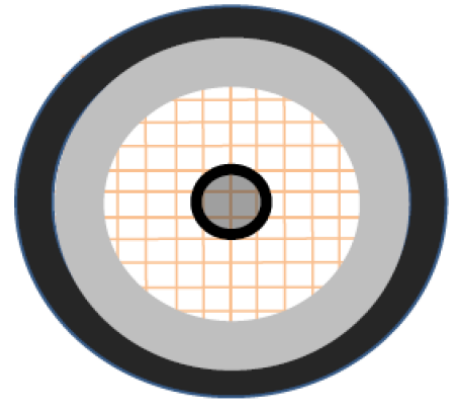


## Cable Type: 2

### 4.5GHz 3G/SDI RG59 Hi-Flex Coaxial Cable Suitable for Drag Chain Applications

#### Material

CENTER CONDUCTOR	21 AWG (19 Strand) BC .031" OD
DIELECTRIC	Gas-Injected Foam PE .146" OD
SHIELD	90% TC Braid & 90% TC Braid Dual Braided
JACKET	Hi-Flex Matte PVC

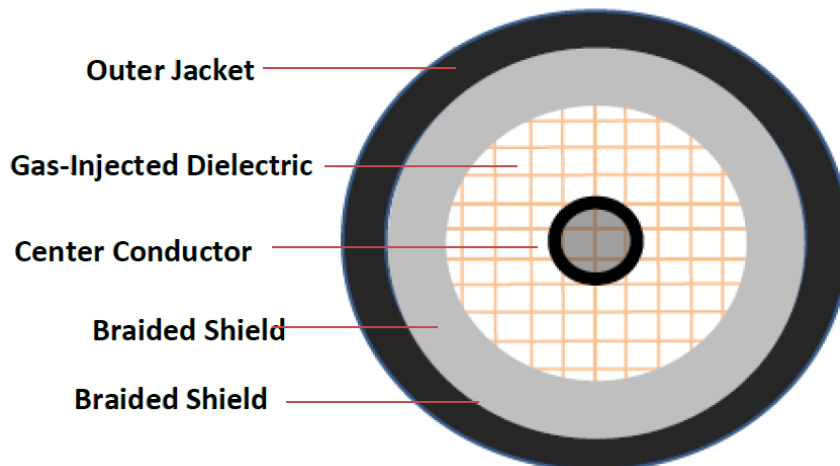


#### Characteristics

Impedance	Return Loss	DC Resistance	Capacitance	Vel. Of Prop.	Pulling Tension	Operating Temperature
75Ω (+/-2)	>20 db (1MHZ - 1.5GHz) >15 db (1GHz - 4.5GHz)	Conductor: 12.2Ω Shield: 2.4Ω/Mft	17.0 pF/ft	78%	90 lbs max.	-35°C to 75°C

#### Physical Dimensions

Coax Cable Description	Bandwidth GHz.	Flex Rating	Outer Jacket	RoHS Compliant	Nominal O.D. mm / In.	Bend Radius mm / In.
RG 59	4.5	HIGH FLEX	PVC	Yes	6.14 / .242	60.96 / 2.4



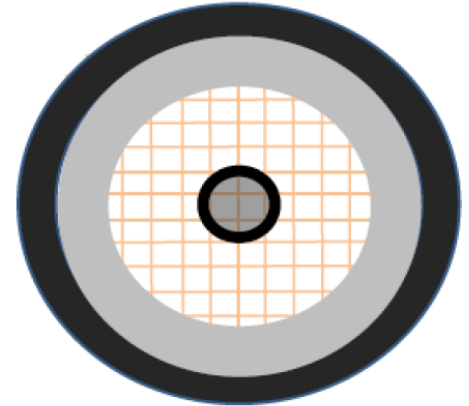


## Cable Type: 3

### 4.5GHz 3G/SDI RG6 Quad Shield Riser Rated Coaxial Cable

#### Material

CENTER CONDUCTOR	18 AWG Solid BC .040" OD
DIELECTRIC	Gas-Injected Foam PE .180" OD
SHIELD	100% Aluminum Foil 95% TC Braid
JACKET	Low Pressure PVC

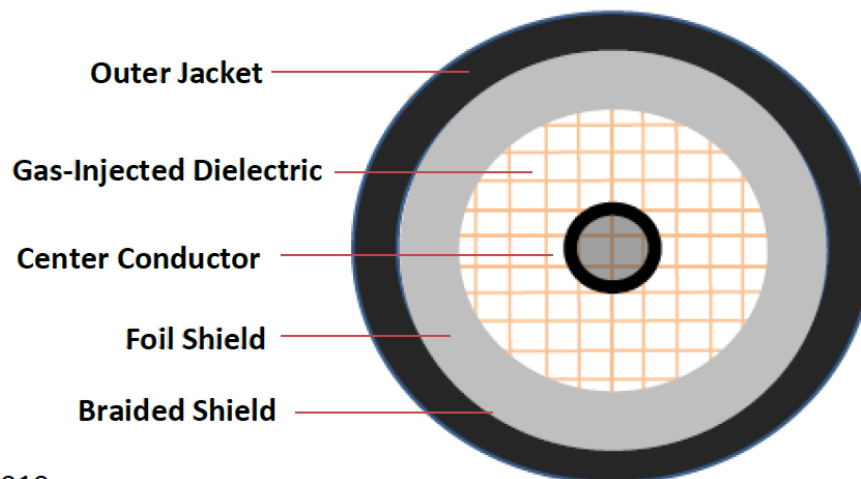


#### Characteristics

Impedance	Return Loss	DC Resistance	Capacitance	Vel. Of Prop.	Pulling Tension	Operating Temperature
75Ω (+/-2)	>23 db (1MHZ - 1.5GHz) >21 db (1.5GHz - 4.5GHz)	Conductor: 6.4Ω Shield: 2.8Ω/Mft	16.3 pF/ft	83%	70 lbs max.	-30°C to 75°C

#### Physical Dimensions

Coax Cable Description	Bandwidth GHz.	Flex Rating	Outer Jacket	RoHS Compliant	Nominal O.D. mm / In.	Bend Radius mm / In.
RG6 Quad Shield	4.5	STATIC	PVC	Yes	7.56 / .298	76.2 / 3.0



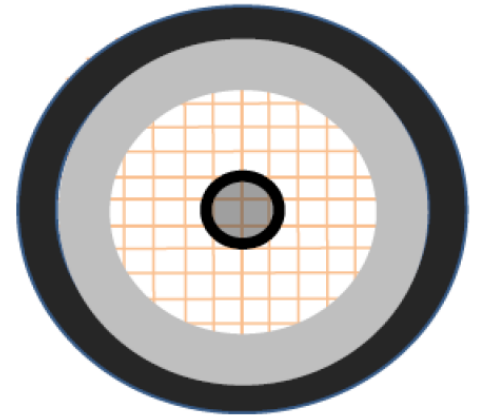


## Cable Type: 4

### 12 GHz 12G Miniature RG59 Coaxial Cable

#### Material

CENTER CONDUCTOR	23 AWG (Solid) .023" OD
DIELECTRIC	Gas-Injected FHDPE .102" OD
SHIELD	100% Aluminum/Poly & 95% TC Braid Bonded to Dielectric
JACKET	Matte PVC

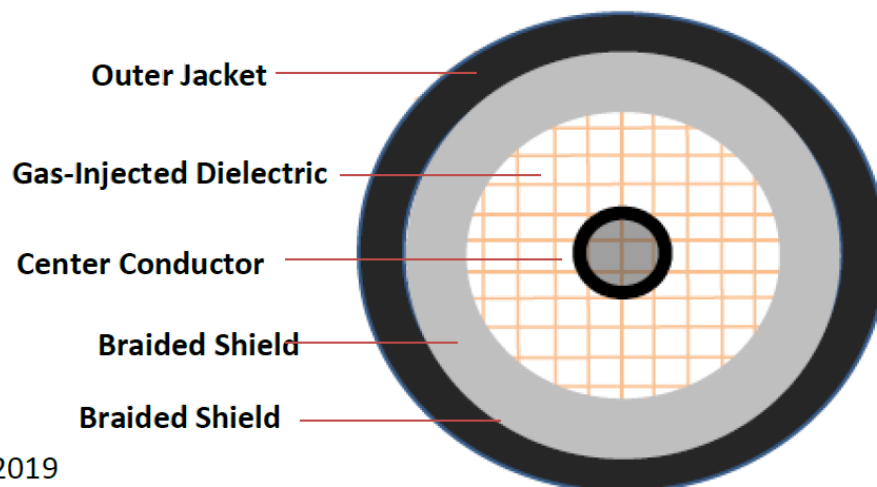


#### Characteristics

Impedance	Return Loss	DC Resistance	Capacitance	Vel. Of Prop.	Pulling Tension	Operating Temperature
75Ω	23 db (5MHZ - 1.6GHz) 21 db (1.6GHz - 4.5GHz) 15 db (4.5GHz - 12GHz)	Conductor: 19.7Ω Shield: 3.9Ω/Mft	16.3 pF/ft	82%	40 lbs max.	-30°C to 75°C

#### Physical Dimensions

Coax Cable Description	Bandwidth GHz.	Flex Rating	Outer Jacket	RoHS Compliant	Nominal O.D. mm / In.	Bend Radius mm / In.
Mini RG59	12.0	STATIC	PVC	Yes	4.03 / .159	40.6 / 1.6



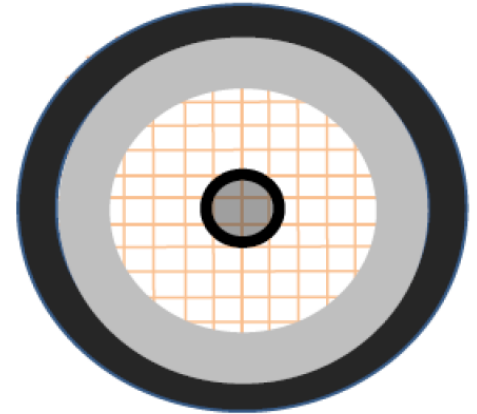


## Cable Type: 5

### 12 GHz 12G RG59 Coaxial Cable

#### Material

CENTER CONDUCTOR	20 AWG (Solid) .032" OD
DIELECTRIC	Gas-Injected FHDPE .145" OD
SHIELD	100% Aluminum/Poly & 95% TC Braid Bonded to Dielectric
JACKET	Matte PVC

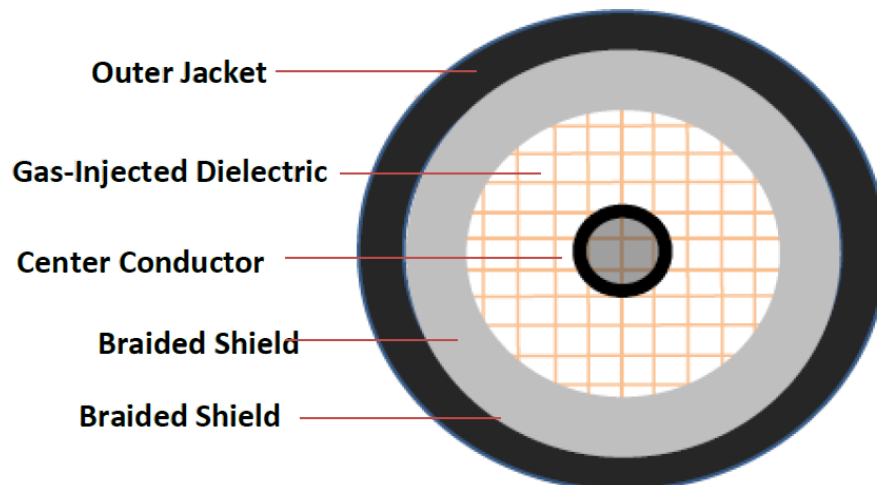


#### Characteristics

Impedance	Return Loss	DC Resistance	Capacitance	Vel. Of Prop.	Pulling Tension	Operating Temperature
75Ω	23 db (5MHZ - 1.6GHz) 21 db (1.6GHz - 4.5GHz) 15 db (4.5GHz - 12GHz)	Conductor: 10.2Ω	16.1 pF/ft	83%	52 lbs max.	-30°C to 75°C

#### Physical Dimensions

Coax Cable Description	Bandwidth GHz.	Flex Rating	Outer Jacket	RoHS Compliant	Nominal O.D. mm / In.	Bend Radius mm / In.
RG59	12.0	STATIC	PVC	Yes	5.91 / .233	63.5 / 2.5





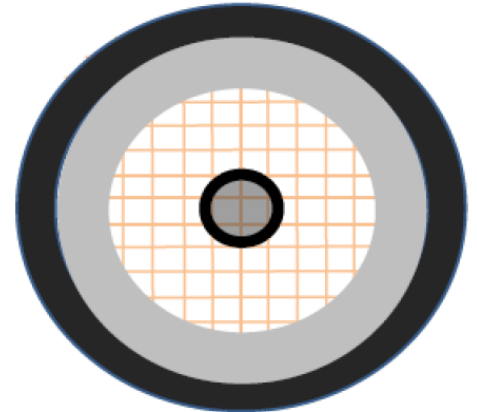


## Cable Type: 6

### 12 GHz 12G RG6 PVC Coaxial Cable

#### Material

CENTER CONDUCTOR	18 AWG (Solid) .040" OD
DIELECTRIC	Gas-Injected FHDPE .180" OD
SHIELD	100% Aluminum/Poly & 95% TC Braid Bonded to Dielectric
JACKET	Matte PVC



#### Characteristics

Impedance	Return Loss	DC Resistance	Capacitance	Vel. Of Prop.	Pulling Tension	Operating Temperature
75Ω	23 db (5MHz - 1.6GHz) 21 db (1.6GHz - 4.5GHz) 15 db (4.5GHz - 12GHz)	Conductor: 6.4Ω	15.9 pF/ft	84.5%	69 lbs max.	-30°C to 75°C

#### Physical Dimensions

Coax Cable Description	Bandwidth GHz.	Flex Rating	Outer Jacket	RoHS Compliant	Nominal O.D. mm / In.	Bend Radius mm / In.
RG6 PVC	12.0	STATIC	PVC	Yes	6.95 / .274	69.85 / 2.75

